


Inserting the MedMinder Pharmacy Tray




1 Open the MedMinder lid. Pull the lid latch on the front of the unit and lift the WED-4 Tab. The status light will turn steady YELLOW.




2 Remove any cups or old tray you may have inside the MedMinder.



3 Open the tray shipping box and remove the tray from the shipping box. The triangle notch should be in the front.



4 Place the refill tray in the MedMinder. The triangle notch should be in the front.



5 Peel the plastic cover off of the tray.



6 Close the lid, making sure the cups are in place and the lid is firmly closed. The status light will turn steady GREEN.

* If this is a Jon locked device, use the key to unlock and lock the MedMinder on the bottom of the unit